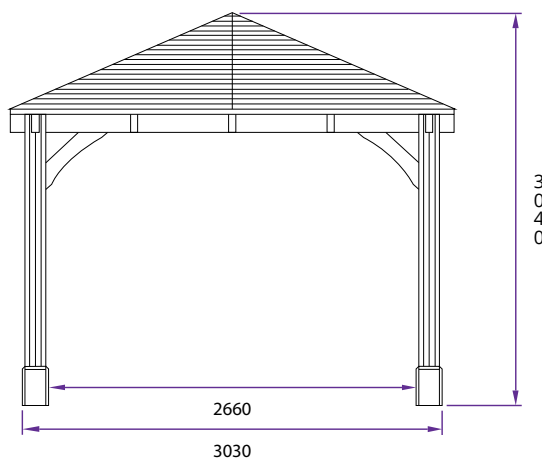
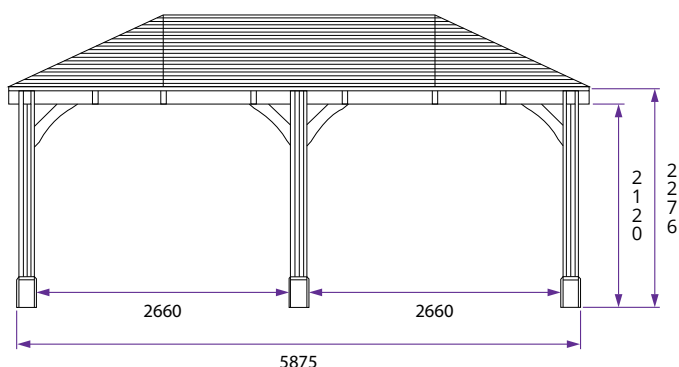
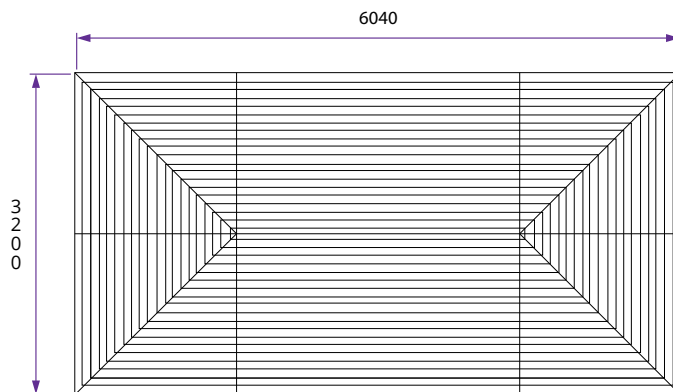


# Atlas Open Gazebo W6.0m x D3.2m



## Specification

- **Overall External Dimensions:** 6.04m x 3.20m (19' 9" x 10' 5")
- **External Width:** 5.87m (19' 3")
- **External Depth:** 3.03m (9' 11")
- **Internal Width (Post):** 5.39m (17' 8")
- **Internal Depth (Post):** 2.66m (8' 8")
- **Overall Height:** 3.04m (9' 11")
- **Internal Eaves Height:** 2.27m (7' 5")
- **Timber:** Spruce
- **Uprights:** 145mm x 145mm
- **Roof:** 19mm Tongue and Groove Boards
- **Roof Covering Options:** None, Felt or Shingles

- **Approx. Assembly Time:** 1 Day\*
- \*This is an approximate time only, based on 2 people. Assembly time may vary depending on season/weather conditions, foundation type, ability of those constructing, etc
- **Guarantee:** 10 Years on Pressure Treated Timber against Rot and Insect Infestation
- **Please Note:** All fixings needed for assembly are supplied