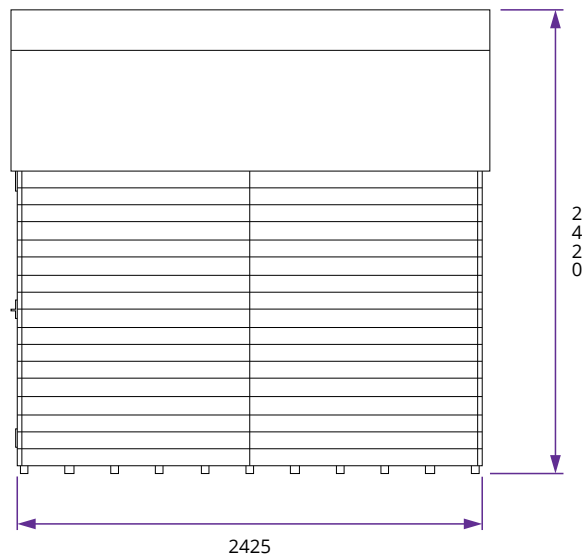
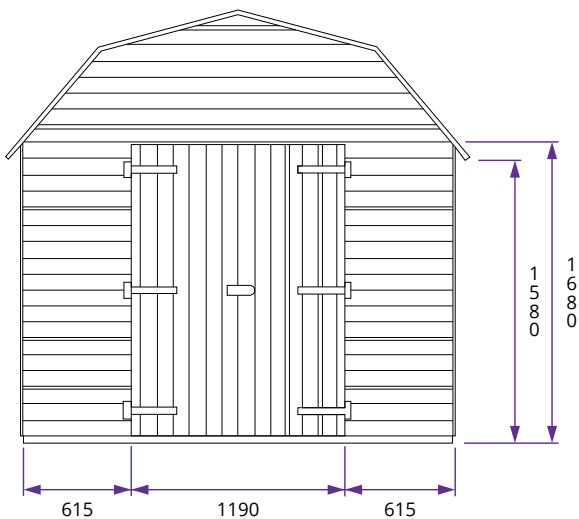
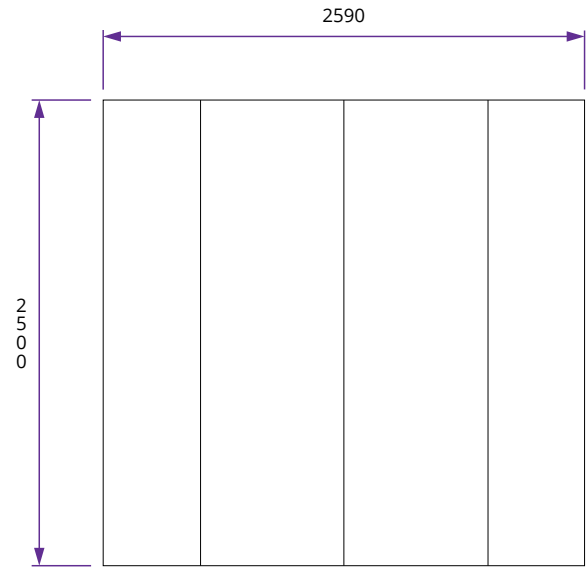


Dutch Barn W2.4m x D2.4m



Specification

- **Overall External Dimensions:** 2.59m x 2.50m (8' 5" x 8' 2")
- **External Width:** 2.42m (7' 11")
- **External Depth:** 2.42m (7' 11")
- **Internal Width:** 2.32m (7' 7")
- **Internal Depth:** 2.32m (7' 7")
- **Internal Area (m²):** 5.4m²
- **Ridge Height:** 2.42m (7' 11")
- **Internal Eaves Height:** 1.68m (5' 6")
- **Wall Thickness:** 12.5mm
- **Framing:** 35mm
- **Timber:** Pressure Treated
- **Roof & Floor:** 10mm MFP Board
- **Roofing Felt:** Included as Standard!
- **Floor Bearers:** Pressure Treated
- **Door Opening Size:** 1.61m x 1.17m (5' 3" x 3' 10")
- **Door Locking System:** Zinc-plated Hasp and Clasp
- **Approx. Assembly Time:** 1 - 2 Days*
*This is an approximate time only, based on 2 people. Assembly time may vary depending on season/weather conditions, foundation type, ability of those constructing, etc
- **Please Note:** All fixings needed for assembly are supplied