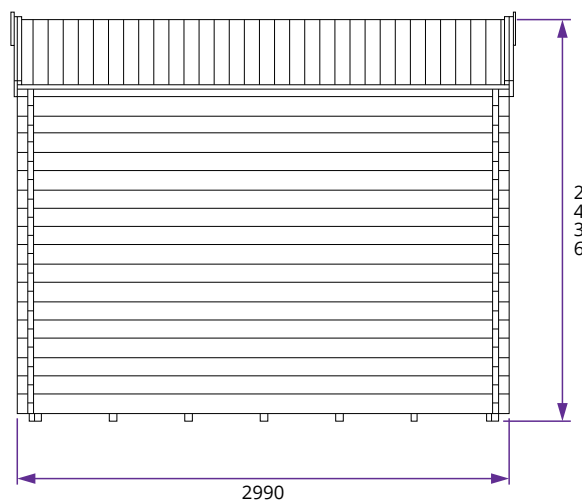
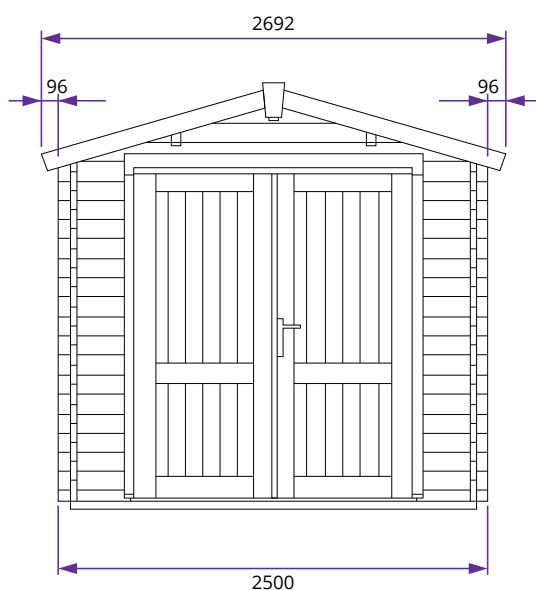
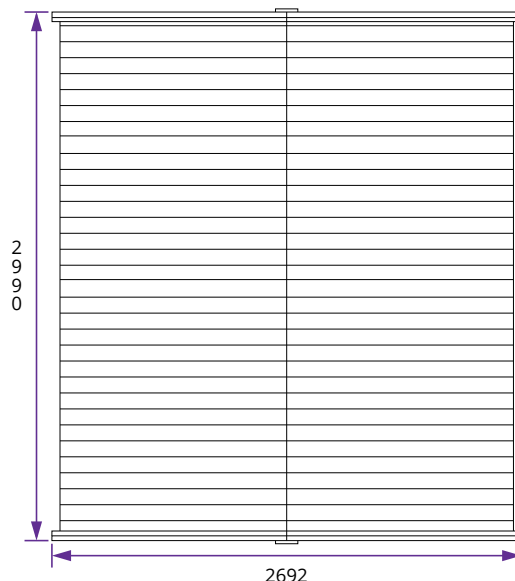


Petrus Log Cabin Workshop W2.5m x D3.0m



Specification

- **Overall External Dimensions:** 2.69m x 2.99m (8' 9" x 9' 9")
 - **External Width:** 2.50m (8' 2")
 - **External Depth:** 2.99m (9' 9")
 - **Internal Width:** 2.31m (7' 6")
 - **Internal Depth:** 2.80m (9' 2")
 - **Internal Area (m²):** 6.47m²
 - **Ridge Height:** 2.43m (7' 11")
 - **Internal Eaves Height:** 2.02m (6' 7")
 - **Wall Thickness:** 28mm Tongue & Groove
 - **Timber:** Pressure Treated
 - **Roof & Floor:** 19mm Tongue & Groove
 - **Floor Bearers:** Pressure Treated
 - **Door Overall Frame Height:** 2.09m (6' 10")
 - **Door Overall Frame Width:** 1.78m (5' 10")
 - **Approx. Assembly Time:** 1 - 2 Days*
- *This is an approximate time only, based on 2 people. Assembly time may vary depending on season/weather conditions, foundation type, ability of those constructing, etc
- **Please Note:** All fixings needed for assembly are supplied