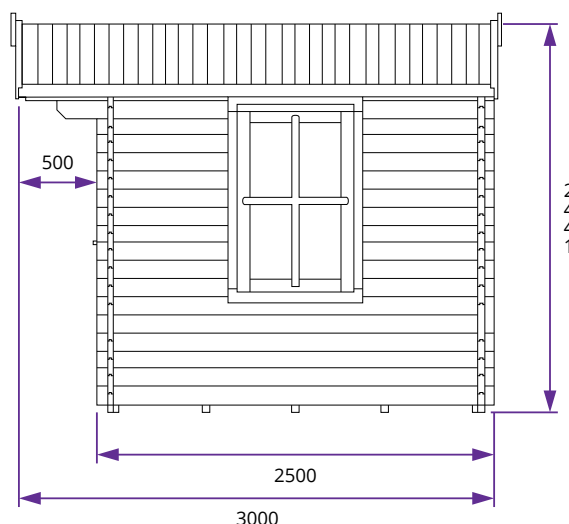
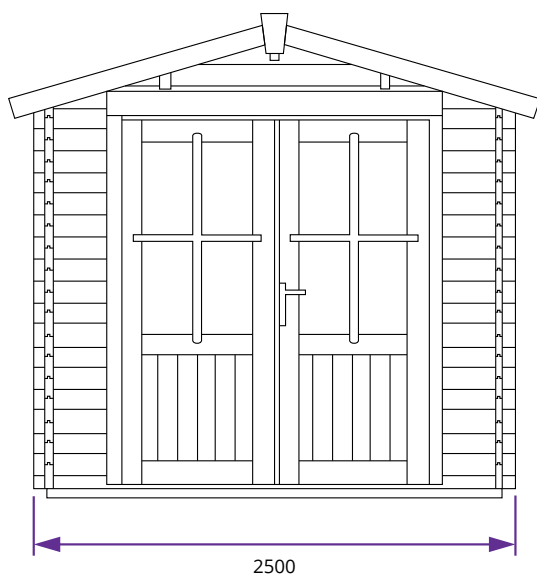



# Avon Log Cabin W2.5m x D2.5m



## Specification

- **Overall External Dimensions:** 2.74m x 3.00m (8' 11" x 9' 10")
- **External Width:** 2.50m (8' 2")
- **External Depth:** 2.50m (8' 2")
- **Internal Width:** 2.30m (7' 6")
- **Internal Depth:** 2.30m (7' 6")
- **Internal Area (m<sup>2</sup>):** 5.31m<sup>2</sup>
- **Ridge Height:** 2.45m (8' 0")
- **Internal Eaves Height:** 2.02m (6' 7")
- **Wall U-Value:** 2.59 W/m<sup>2</sup>k
- **Roof Overhang:** 0.50m (1' 7")
- **Roof Style:** Traditional
- **Roof & Floor Thickness:** 19mm Tongue and Groove
- **Floor Bearers:** Pressure Treated
- **Storm Braces:** Included

- **Door Locking System:** Industry Leading 4 Point Lock - 2 Cams, Latch & Hook Bolt
- **Door Height (Including Frame):** 2.02m (6' 7")
- **Door Height (Walkthrough Height):** 1.88m (6' 2")
- **Door Width (Walkthrough Width):** 1.55m (5' 1")
- **Window Locking System:** Multi Point with Mushroom Headed Espagnolettes
- **Window Opening Size:** 0.66m x 1.08m (2' 1" x 3' 6")
- **Glazing Material:** 4mm Toughened Glass
- **Glazing Options:** Single Glazing
- **Ventilation:** 2 Plastic Vents Included
- **Approx. Assembly Time:** 1 - 2 Days\*

\*This is an approximate time only, based on 2 people. Assembly time may vary depending on season/weather conditions, foundation type, ability of those constructing, etc