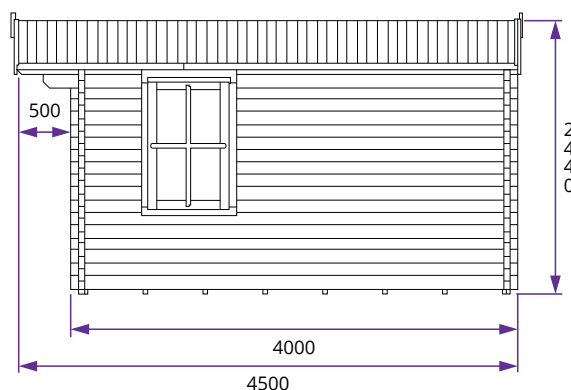
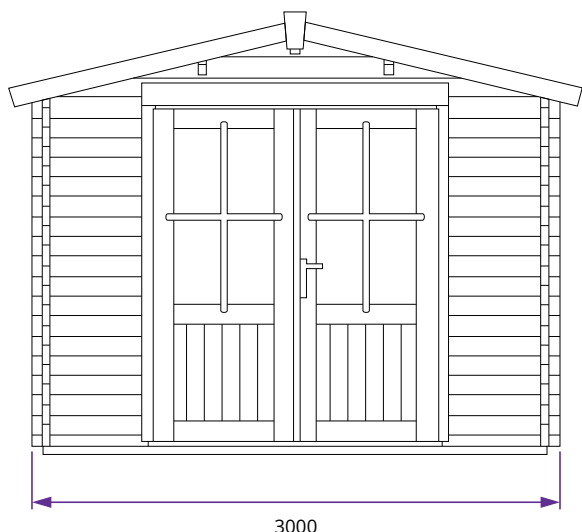



Avon Log Cabin W3.0m x D4.0m



Specification

- **Overall External Dimensions:** 3.24m x 4.50m (10' 7" x 14' 9")
 - **External Width:** 3.00m (9' 10")
 - **External Depth:** 4.00m (13' 1")
 - **Internal Width:** 2.80m (9' 2")
 - **Internal Depth:** 3.80m (12' 5")
 - **Internal Area (m²):** 10.67m²
 - **Ridge Height:** 2.45m (8' 0")
 - **Internal Eaves Height:** 2.02m (6' 7")
 - **Wall U-Value:** 2.59 W/m²k
 - **Roof Overhang:** 0.50m (1' 7")
 - **Roof Style:** Traditional
 - **Roof & Floor Thickness:** 19mm Tongue and Groove
 - **Floor Bearers:** Pressure Treated
 - **Storm Braces:** Included
 - **Door Locking System:** Industry Leading 4 Point Lock - 2 Cams, Latch & Hook Bolt
 - **Door Height (Including Frame):** 2.02m (6' 7")
 - **Door Height (Walkthrough Height):** 1.88m (6' 2")
 - **Door Width (Walkthrough Width):** 1.55m (5' 1")
 - **Window Locking System:** Multi Point with Mushroom Headed Espagnolettes
 - **Window Opening Size:** 0.66m x 1.08m (2' 1" x 3' 6")
 - **Glazing Material:** 4mm Toughened Glass
 - **Glazing Options:** Single Glazing on 28mm Walls. 24mm Double Glazing on 45mm Walls
 - **Ventilation:** 2 Plastic Vents Included
 - **Approx. Assembly Time:** 1 - 2 Days*
- *This is an approximate time only, based on 2 people. Assembly time may vary depending on season/weather conditions, foundation type, ability of those constructing, etc