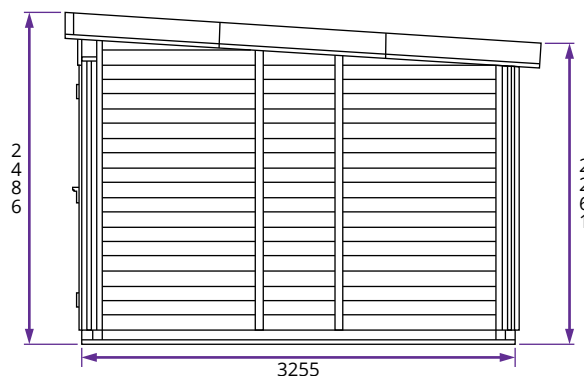
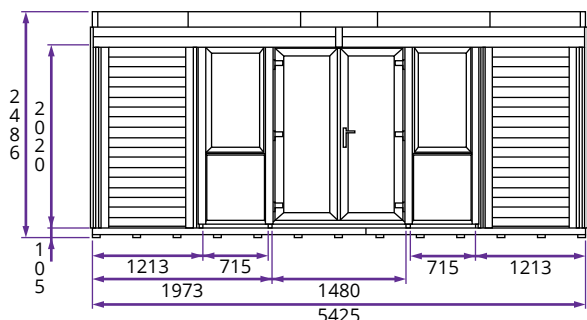



Titania Garden Office W5.4m x D3.3m



Specification

- **Overall External Dimensions:** 5.46m x 3.57m (17' 10" x 11' 8")
- **External Width:** 5.42m (17' 9")
- **External Depth:** 3.25m (10' 7")
- **Internal Width:** 5.18m (16' 11")
- **Internal Depth:** 3.01m (9' 10")
- **Internal Area (m²):** 15.62m²
- **Ridge Height:** 2.48m (8' 1")
- **Internal Eaves Height (Front):** 2.18m (7' 1")
- **Internal Eaves Height (Rear):** 1.99m (6' 6")
- **Overall Wall Thickness:** 120mm
- **Roof:** Insulated IzoPanel
- **Roof Thickness:** 135mm (100mm Insulated Core)
- **Roof U-Value (W/m²k):** 0.21
- **External Timber Thickness:** 15mm Shiplap Cladding
- **Insulation Thickness:** 25mm Polyurethane
- **Timber:** Pressure Treated
- **Internal Finish:** 10mm Gypsum Fibreboard
- **Floor:** 40mm Insulated Sandwich Panel
- **Door Locking:** 12 Point Locking System
- **Door Opening Size:** 1.34m x 1.84m (4' 4" x 6' 0")
- **Window Locking:** Multi Point Locking System
- **Glazing Material:** 28mm Double Glazed, Toughened Glass
- **uPVC:** White uPVC included as standard. Other colours available.