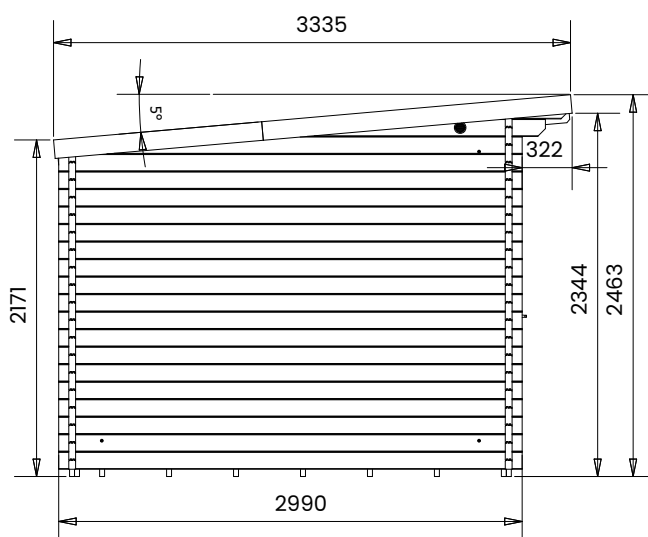
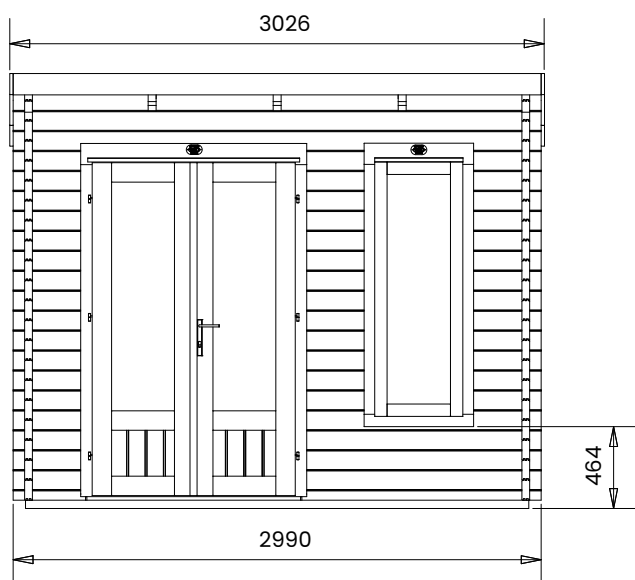



Terminator Pent Log Cabin

3.0m x 3.0m



NEED TO DO

Specification

- Overall External Dimensions: 3.02m x 3.35m (13' 2.25" x 10' 12")
- External Width: 2.99m (9' 11")
- External Depth: 2.99m (9' 11")
- Internal Width: 2.77m (9' 1")
- Internal Depth: 2.77m (9' 1")
- Internal Area (m²): 7.67m²
- Ridge Height: 2.46m (8' 0.75")
- Internal Eaves Height: 2.32m (7' 7.25")
- Wall U-Value: 1.93 W/m²k
- Roof Style: Pent
- Roof & Floor Thickness: 19mm Tongue and Groove
- Floor Bearers: Pressure Treated
- Storm Braces: Included

- Door Height (Walkthrough Height): 1.82m (5' 11")
- Door Width (Walkthrough Width): 1.11m (3' 7")
- Door Locking System: Industry Leading 4 Point Lock - 2 Cams, Latch & Hook Bolt
- Window Locking System: Multi Point with Mushroom Headed Espagnolettes
- Window Opening Size: 0.43m x 1.37m (1' 4" x 4' 5")
- Glazing Material: 24mm Double Glazing
- Door Glazing: 24mm Double Glazed
- Ventilation: 2 Plastic Vents Included
- Approx. Assembly Time: 1 - 2 Days*

*This is an approximate time only, based on 2 people. Assembly time may vary depending on season/weather conditions, foundation type, ability of those constructing, etc