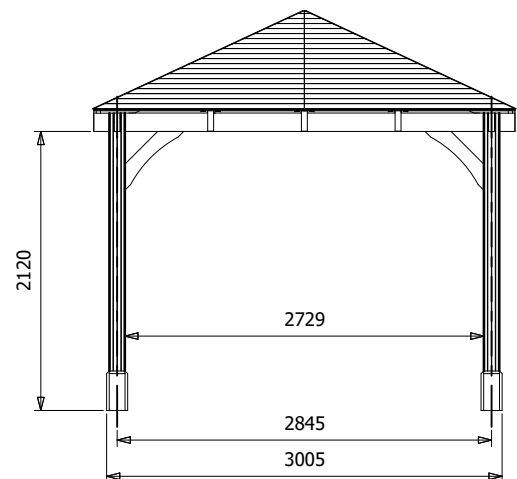
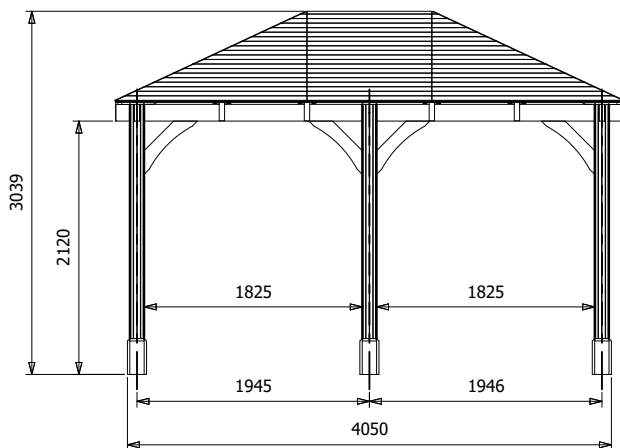
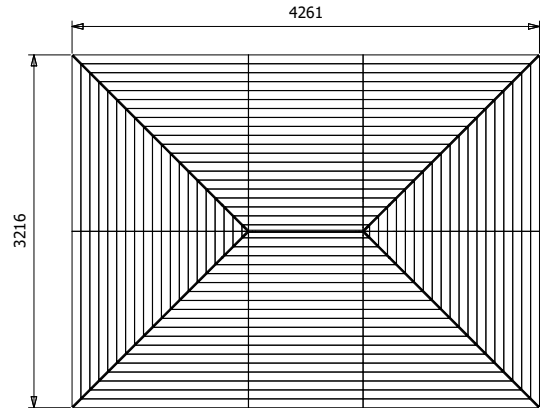


Leviathan Single Timber Framed Carport



Specification

- External Width: 4.26m (13' 11")
- External Depth: 3.22m (10' 6")
- Internal Width: 3.77m (12' 4")
- Internal Depth: 2.73m (8' 11")
- Internal Area (m²): 10.29m²
- Overall Height: 3.04m (9' 11")
- Internal Eaves Height: 2.12m (6' 11")
- Overall Wall Thickness: Felt Included as Standard
- Framing: 70mm x 70mm
- Timber: Slow Grown Spruce
- Approx. DIY Assembly Time: 1-2 Days* This is an approximate time only, based on 2 people. Assembly time may vary depending on season/weather conditions, foundation type, ability of those constructing, etc