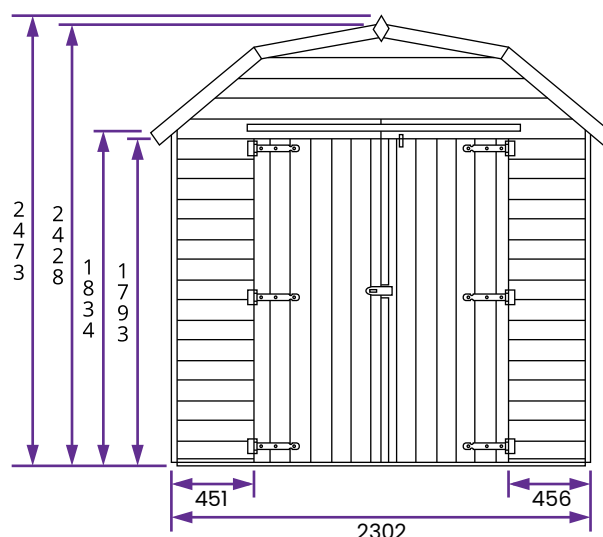

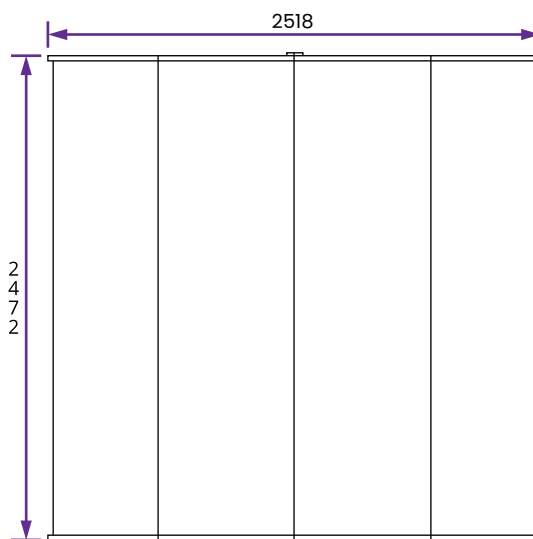




Dutch Barn



Specification

- **Overall External Dimensions:** 2.52m x 2.47m (8'3" x 8'1")
 - **External Width:** 2.30m (7'6")
 - **External Depth:** 2.30m (7'6")
 - **Internal Width:** 2.17m (7'1")
 - **Internal Depth:** 2.23m (7'3")
 - **Internal Area (m²):** 4.84m²
 - **Ridge Height:** 2.42m (7'11")
 - **Internal Eaves Height:** 1.88m (6'2")
 - **Wall Thickness:** 15mm
 - **Framing:** 35mm x 35mm
 - **Timber:** Pressure Treated
 - **Roof & Floor:** 10mm MR P5
 - **Roofing Felt:** Included as Standard!
 - **Floor Bearers:** Pressure Treated
 - **Door Opening Size:** 1.38m x 1.70m (4'6" x 5'6")
 - **Door Locking System:** Zinc-plated Hasp and Clasp
 - **Approx. Assembly Time:** 1 - 2 Days*
- *This is an approximate time only, based on 2 people. Assembly time may vary depending on season/weather conditions, foundation type, ability of those constructing, etc
- **Please Note:** All fixings needed for assembly are supplied