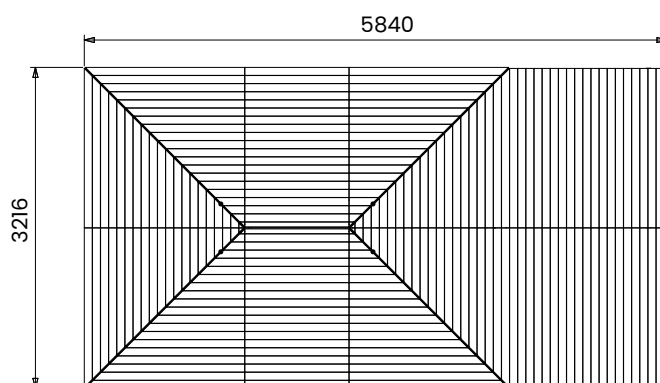
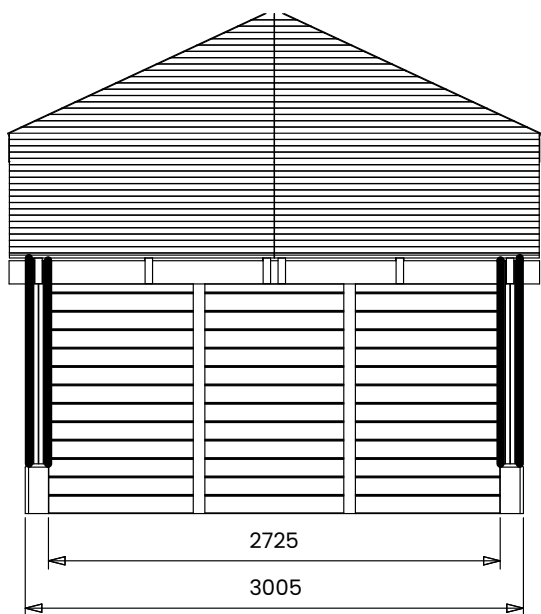
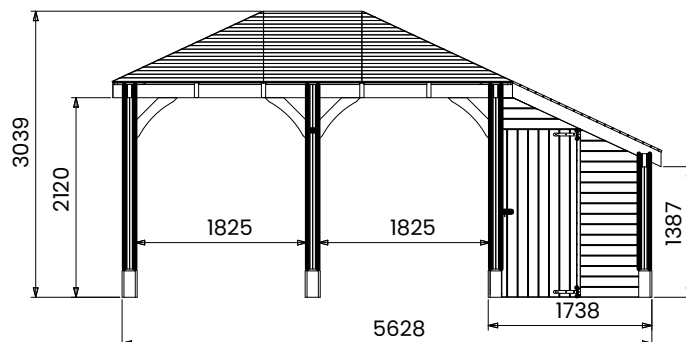


Leviathan SideShed Gazebo



Specification

- **Please Note:** All sizes quoted are nominal
- **Overall External Dimensions:** 5.84m x 3.22m (19' 1" x 10' 6")
- **External Width:** 5.63m (18' 5")
- **External Depth:** 3.01m (9' 10")
- **Overall Height:** 3.04m (9' 11")
- **Internal Width Gazebo:** 3.77m (12' 4")
- **Internal Depth Gazebo:** 2.73m (8' 11")
- **Internal Width Side Store:** 1.51m (4' 11")
- **Internal Depth Side Store:** 2.79m (9' 1")
- **Eaves Height:** 2.12m (6' 11")
- **SideShed Floor Thickness:** 45mm
- **Walls:** 15mm Shiplap Walls

- **Roof Covering Options:** None, Felt or Shingles
 - **Guarantee:** 10 Years on Pressure Treated Timber against Rot and Insect Infestation
 - **Please Note:** All fixings needed for assembly are supplied
 - **Approx. Assembly Time:** 1-2 Days*
- *This is an approximate time only, based on 2 people. Assembly time may vary depending on season/weather conditions, foundation type, ability of those constructing, etc