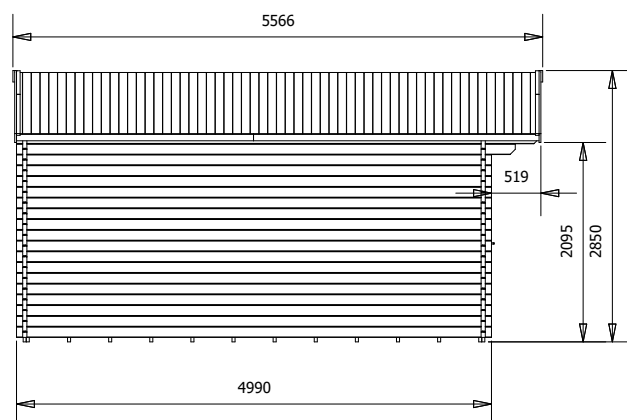
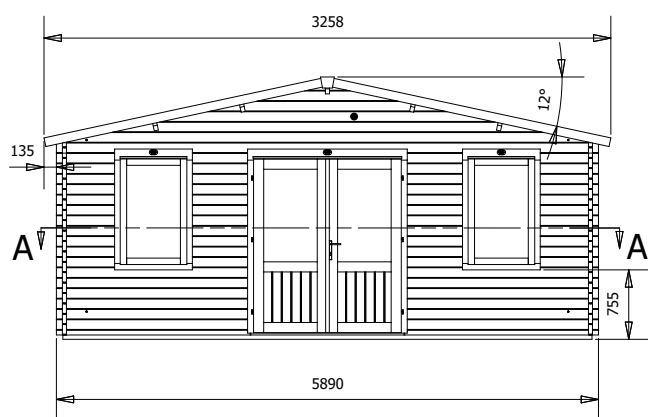





Vanguard Log Cabin

W5.9m x D5.0m



Specification

- **Overall External Dimensions:** 6.15m x 5.52m (20' 2" x 18' 1")
- **External Width:** 5.89m (19' 3")
- **External Depth:** 4.99m (16' 4")
- **Internal Width:** 5.67m (18' 7")
- **Internal Depth:** 4.77m (15' 7")
- **Internal Area (m²):** 27.05m²
- **Ridge Height:** 2.83m (9' 3")
- **Internal Eaves Height:** 2.13m (6' 11")
- **Walls:** 100% Slow-grown spruce
- **Wall U-Value:** 1.93 W/m²k
- **Roof Style:** Traditional
- **Roof Thickness:** 19mm Tongue and Groove
- **Floor Bearers:** Pressure Treated
- **Storm Braces:** Included

- **Door Locking System:** Industry Leading 4 Point Lock – 2 Cams, Latch & Hook Bolt
- **Door Height (Including Frame):** 2.02m (6' 7")
- **Door Height (Walkthrough Height):** 1.82m (5' 11")
- **Door Width (Walkthrough Width):** 1.55m (5' 1")
- **Window Locking System:** Multi-Point Locking Points with Espagnolettes
- **Window Opening Size:** 0.66m x 1.08m (2' 1" x 3' 6")
- **Glazing Material:** 4mm Toughened Glass
- **Glazing Options:** 24mm Double Glazing as Standard
- **Ventilation:** 2 Plastic Vents Included
- **Approx. Assembly Time:** 1 – 2 Days*

*This is an approximate time only, based on 2 people. Assembly time may vary depending on season/weather conditions, foundation type, ability of those constructing, etc