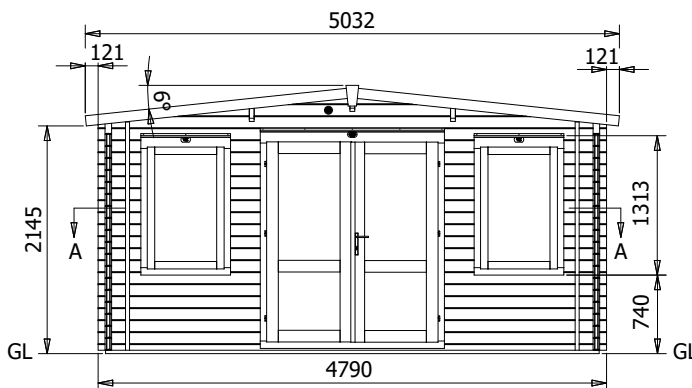
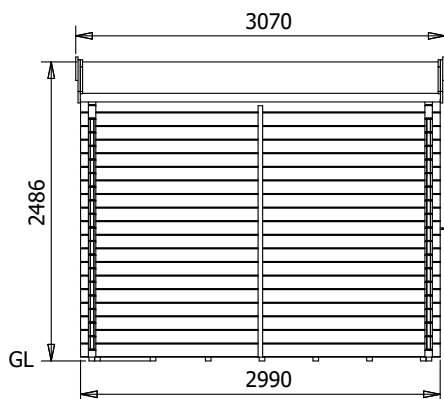
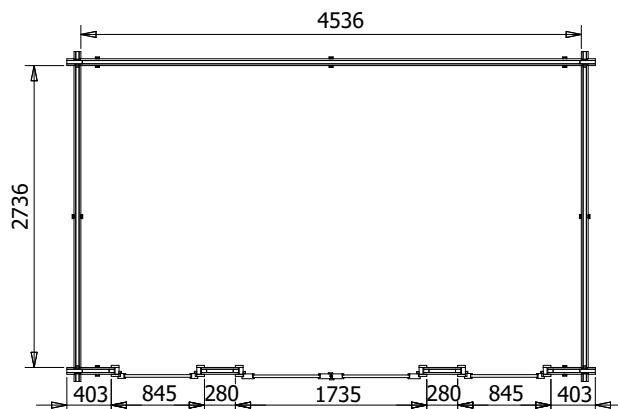




# Severn with uPVC INSULATED Log Cabin



## Specification

- **Overall External Dimensions:** 5.03m x 3.03m (16' 6" x 9' 11.25")
- **External Width:** 4.80m (15' 8")
- **External Depth:** 3.00m (9' 10")
- **Ridge Height:** 2.49m (8' 1")
- **Internal Width:** 4.54m (14' 10")
- **Internal Depth:** 2.74m (8' 11")
- **Wall Thickness:** 62mm
- **Purlin Thickness:** 45mm
- **Insulated Roof Thickness:** 60mm. Comprising a sandwich of MR P5 board, insulation, and tongue and groove timber.
- **Insulated Floor Thickness:** 50mm. Comprised of 30mm of insulation sandwiched between two 10mm MR P5 boards.

- **Floor Bearers:** Pressure Treated
  - **Door Height:** 1.69m (5' 6")
  - **Door Width:** 1.42m (4' 7")
  - **Window Opening Size:** 0.61m x 1.02m (2' 0" x 3' 4")
  - **Glazing Material:** 28mm double glazed toughened glass
  - **Approx. Assembly Time:** 2 Days\*
- \*This is an approximate time only, based on 2 people. Assembly time may vary depending on season/weather conditions, foundation type, ability of those constructing, etc