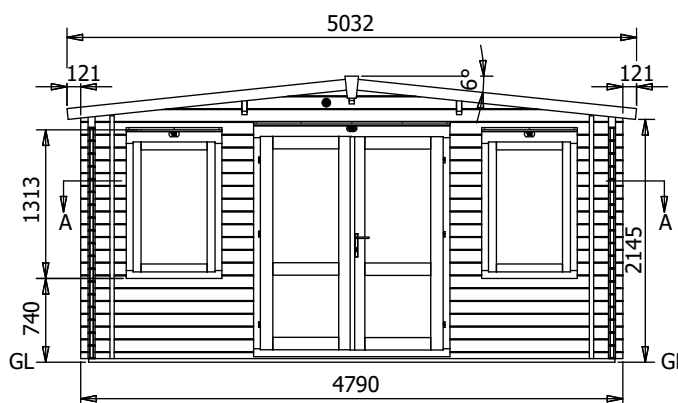

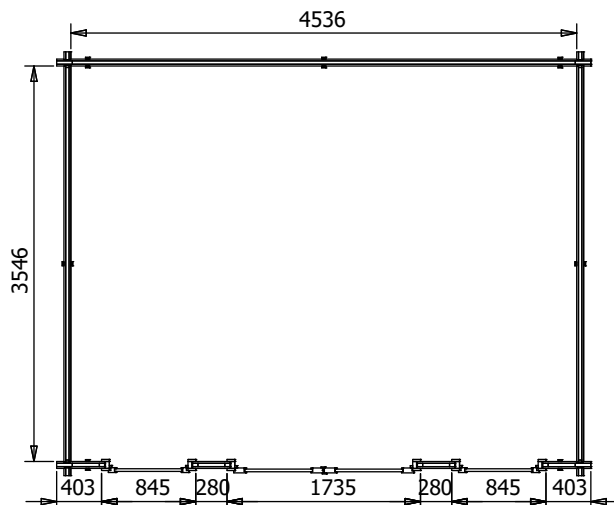




Severn with uPVC INSULATED Log Cabin



Specification

- **Overall External Dimensions:** 5.03m x 3.84m (16' 6" x 12' 7")
- **External Width:** 4.80m (15' 8")
- **External Depth:** 3.80m (12' 5")
- **Ridge Height:** 2.49m (8' 2")
- **Internal Width:** 4.54m (14' 10")
- **Internal Depth:** 3.55m (11' 7")
- **Internal Eaves Height:** 2.10m (6' 10")
- **Overall Wall Thickness:** 62mm Insulated Log (equivalent to 140mm thick U-Value)
- **Walls:** 100% Slow-Grown Spruce
- **Insulated Roof Thickness:** 60mm. Comprising a sandwich of MR P5 board, insulation, and tongue and groove timber.

- **Floor Bearers:** Pressure Treated
 - **Overall U-Value (W/m2k):** 0.69 W/m2K
 - **Building Style:** Interlocking Insulated Tongue & Groove Logs
 - **Door Style:** uPVC Double Glazed French Doors
 - **Window Opening Size:** 0.61m x 1.02m (2' 0" x 3' 4")
 - **Windows:** 2 Opening uPVC Double Glazed Windows
 - **Glazing Material:** 28mm double glazed toughened glass
 - **Approx. Assembly Time:** 2 Days*
- *This is an approximate time only, based on 2 people. Assembly time may vary depending on season/weather conditions, foundation type, ability of those constructing, etc