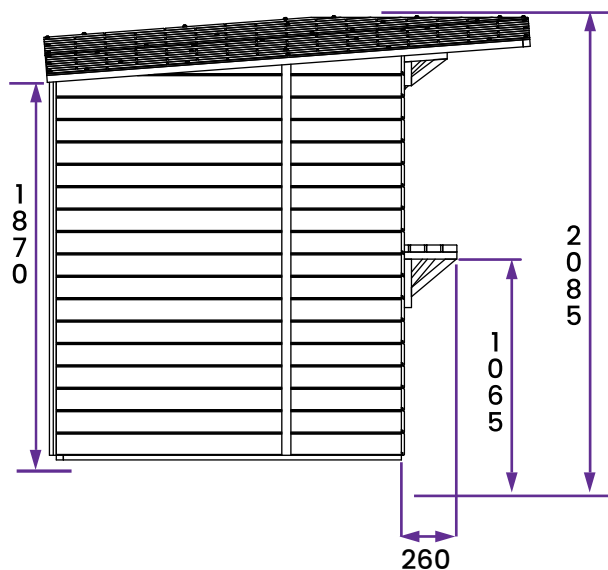
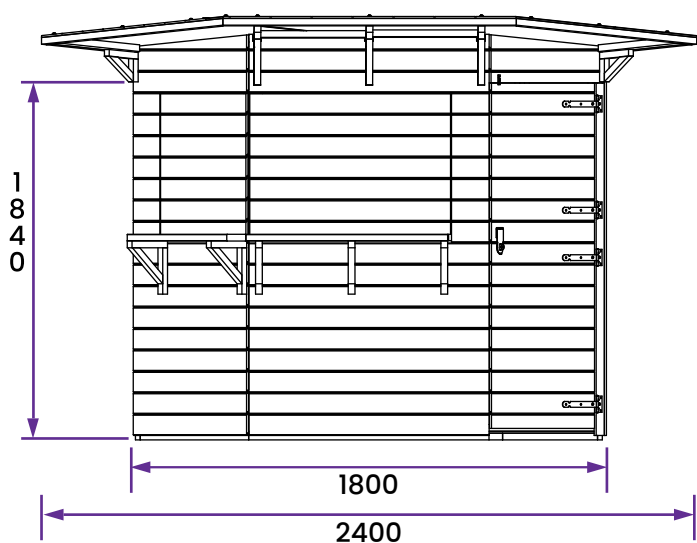
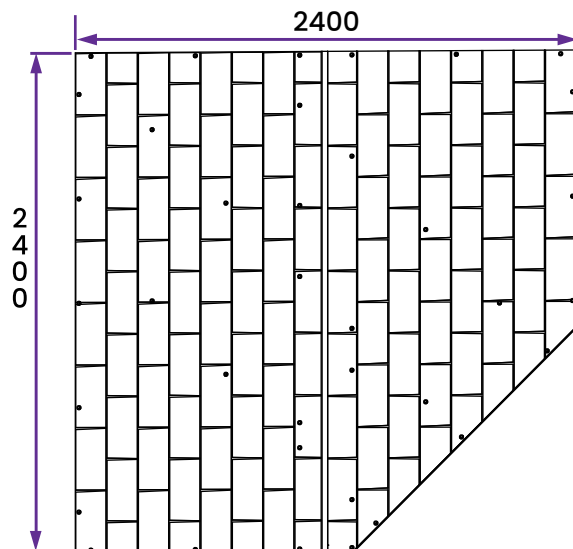


# Hangover Corner Garden bar III



## Specification

• **Please note:** These drawings exclude the decking & side panels.

- External Width: 2.40m (7' 10")
- External Depth: 2.40m (7' 10")
- Internal Width: 1.64m (5' 4")
- Internal Depth: 1.64m (5' 4")
- Internal Area (m<sup>2</sup>): 2.33m<sup>2</sup>
- Overall Height: 2.19m (7' 2")
- Internal Eaves Height: 1.80m (5' 10")
- Roof: 10mm Slate Effect WPC (Wood Polymer Composite)
- Shelf length: 2230mm
- Hatch opening size: 1.54m x 0.75m (5' 0" x 2' 5")
- Front roof overhang: 740mm
- Framing: 35mm x 35mm
- Wall Thickness: 15mm Shiplap
- Shed Door Locking System: Hasp and Clasp
- Floor: 10mm MR P5
- Floor Bearers: Pressure Treated
- Timber: Pressure Treated Slow Grown Spruce