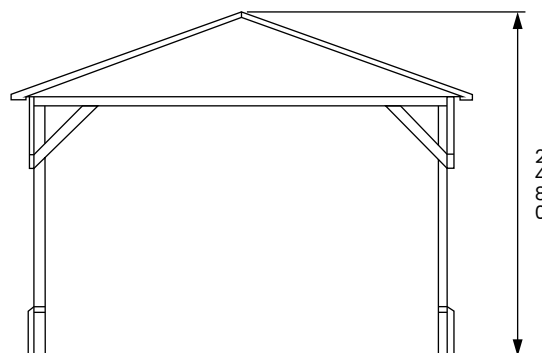
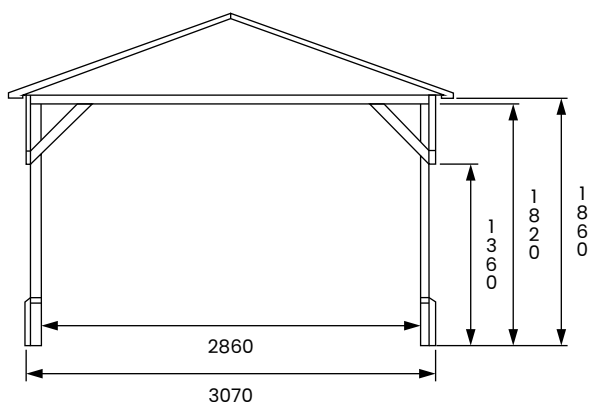
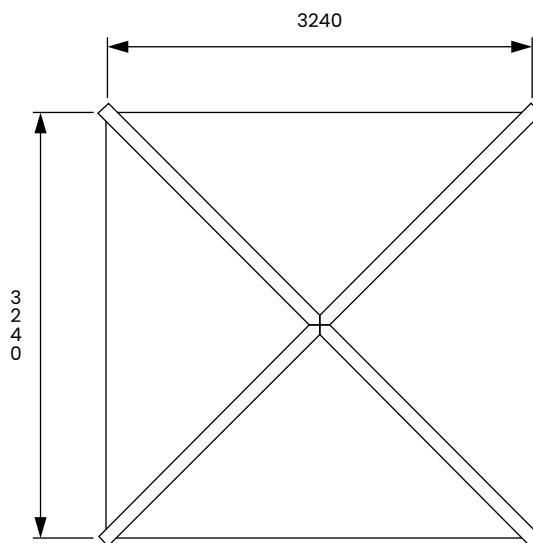


Utopia Slatted Wall Gazebo



Specification

- Overall External Dimensions: 3.24m x 3.24m (10' 7" x 10' 7")
- External Width: 3.07m (10' 0")
- External Depth: 3.07m (10' 0")
- Internal Width (Post): 2.86m (9' 4")
- Internal Depth (Post): 2.86m (9' 4")
- Overall Height: 2.48m (8' 1")
- Internal Eaves Height: 1.86m (6' 2")
- Timber: Spruce
- Uprights: 70mm x 70mm
- Roof: 15mm Shiplap Walls
- Roof Covering Options: None, Felt or Shingles

- **Guarantee:** 10 Years on Pressure Treated Timber against Rot and Insect Infestation
 - **Please Note:** All fixings needed for assembly are supplied
 - **Approx. Assembly Time:** 1 Day*
- *This is an approximate time only, based on 2 people. Assembly time may vary depending on season/weather conditions, foundation type, ability of those constructing, etc

Image shows base product as an example and excludes any wall configurations.