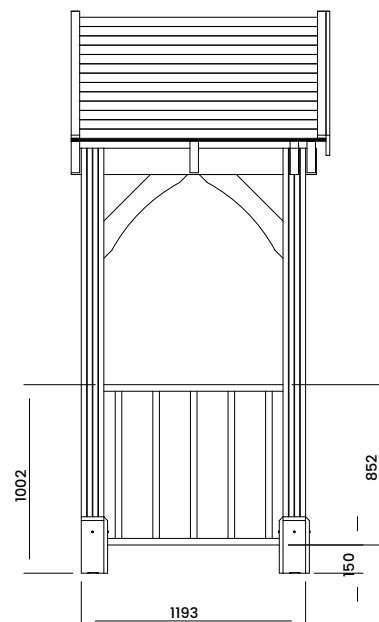
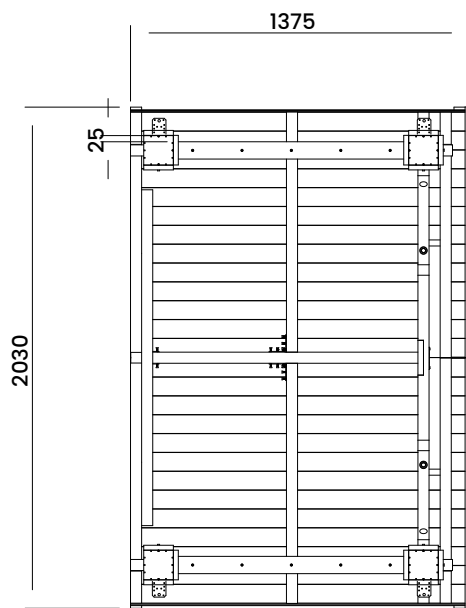
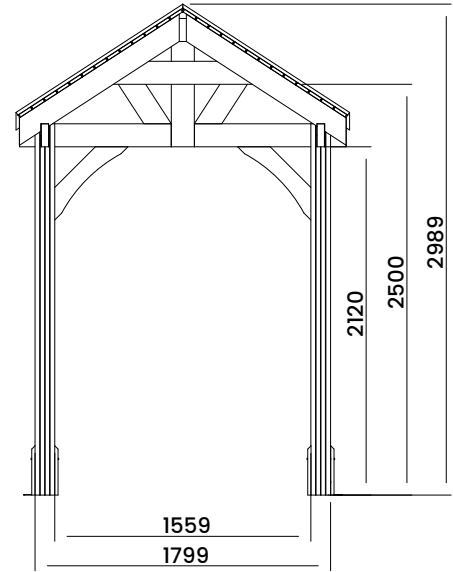


# Thunderdam Chunky Porch with Balustrades W2m x H3m



## Specification

- Overall External Dimensions: 2.16m x 1.39m (7' 1" x 4' 6")
- External Width (footprint): 1.80m (5' 10")
- External Depth (footprint): 1.20m (3' 11")
- Internal Width (Post): 1.56m (5' 1")
- Internal Depth (Post): 0.96m (3' 1")
- Overall Height: 2.98m (9' 9")
- Walkthrough Height: 2.12m (6' 11")
- Walkthrough Width: 1.56m (5' 1")
- Timber: Slow Grown Spruce

- Approx. Assembly Time: 6 hours\*

\*This is an approximate time only, based on 2 people. Assembly time may vary depending on season/weather conditions, foundation type, ability of those constructing, etc