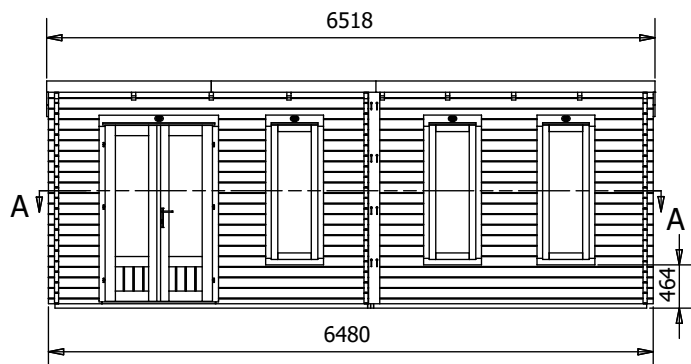
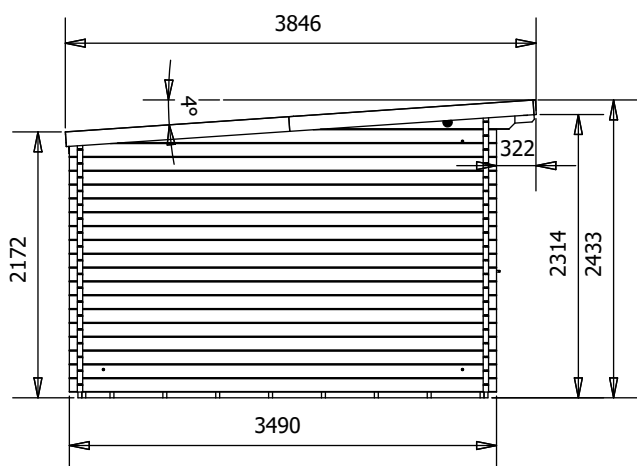
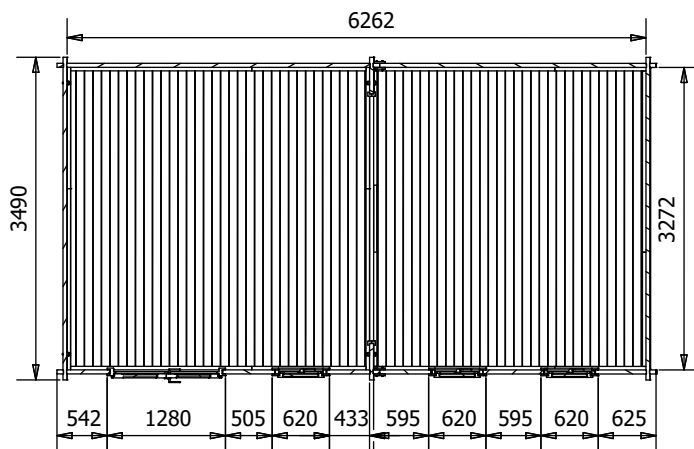


Terminator Grande Log Cabin



Specification

- Overall External Dimensions: 6.50m x 3.85m (21' 3" x 12' 7")
- External Width: 6.48m (21' 3")
- External Depth: 3.49m (11' 5")
- Internal Width: 6.26m (20' 6")
- Internal Depth: 3.27m (10' 8")
- Internal Area (m²): 20.47m²
- Ridge Height: 2.46m (8' 0")
- Internal Eaves Height Front: 2.3m (7' 6")
- Internal Eaves Height Back: 2.07m (6' 9")
- Roof Style: Pent
- Roof & Floor Thickness: 19mm Tongue and Groove
- Floor Bearers: Pressure Treated
- Storm Braces: Included
- Door Height (Walkthrough Height): 1.82m (5' 11")
- Door Width (Walkthrough Width): 1.11m (3' 7")
- Door Locking System: Industry Leading 6 Point Lock - 2 Cams, Latch & Hook Bolt, 2 Shootbolts
- Window Locking System: Multi Point with Mushroom Headed Espagnolettes
- Window Opening Size: 0.43m x 1.37m (1' 5" x 4' 5")
- Glazing Material: 4mm Toughened Glass
- Glazing Options: 24mm Double Glazing as Standard!
- Ventilation: 2 Plastic Vents Included
- Approx. Assembly Time: 2 Days*

*This is an approximate time only, based on 2 people. Assembly time may vary depending on season/weather conditions, foundation type, ability of those constructing, etc