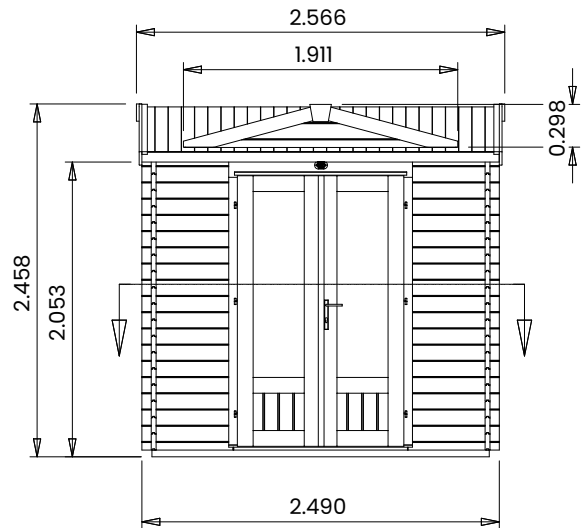
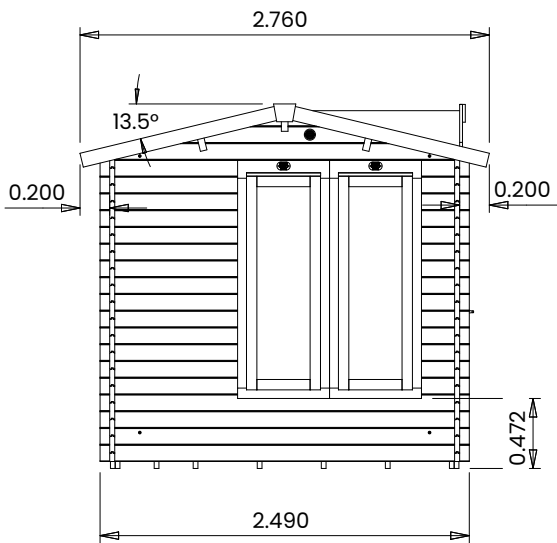
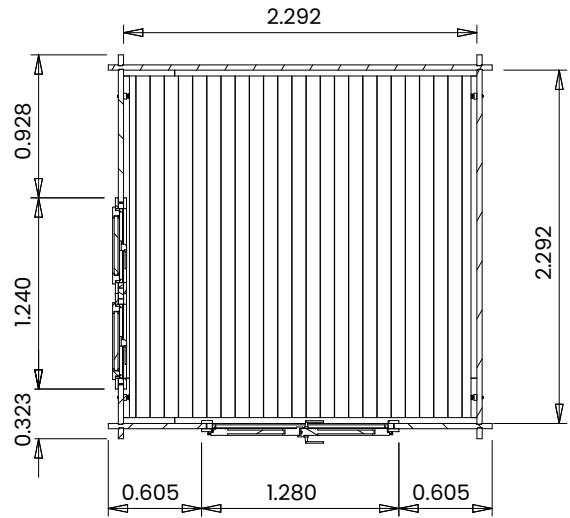


GhostFlower Log Cabin



Specification

- **Please Note:** All sizes quoted are nominal
- **Overall External Dimensions:** 2.566m x 2.760m (8' 5" x 9' 0")
- **External Width:** 2.490m (8' 2")
- **External Depth:** 2.490m (8' 2")
- **Internal Width:** 2.292m (7' 6")
- **Internal Depth:** 2.292m (7' 6")
- **Internal Area (m²):** 5.253m²
- **Ridge Height:** 2.458m (8' 0")
- **Internal Eaves Height:** 2.078m (6' 9") Plenty of Headroom!
- **Roof Overhang:** 0.200m (0' 7")
- **Wall Thickness:** 34mm
- **Floor Thickness:** 19mm
- **Roof Thickness:** 19mm
- **Roof Purlins:** 140 x 45mm
- **Floor Bearers:** Pressure Treated for Longevity
- **Double Door walkthrough height:** 1.821m (5' 11")
- **Double Door walkthrough width:** 1.096m (3' 7")
- **Door Locking System:** Multi-point lock
- **Window Opening Size:** 1.371m x 0.436m (4' 5" x 1' 5")
- **Included as Standard:** Plastic Vents, Adjustable Storm Braces, Assembly Instructions and Fixings
- **Please Note:** All wood is planed, pre-cut (with the exception of trims), and pre notched for quick and easy construction
- **Fixings:** All Items Supplied
- **Guarantee:** 10 Years on Pressure Treated Timber against Rot and Insect Infestation
- **Assembly Time:** 2 Days*