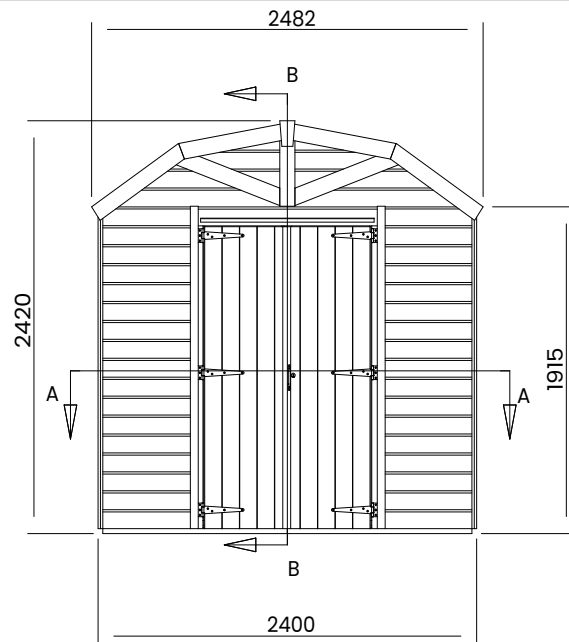
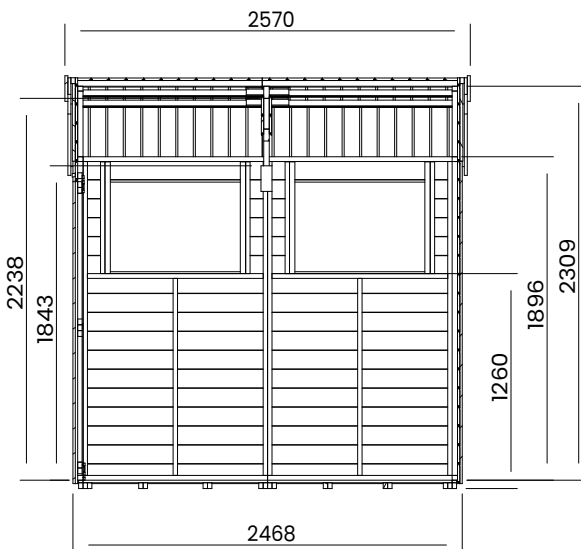
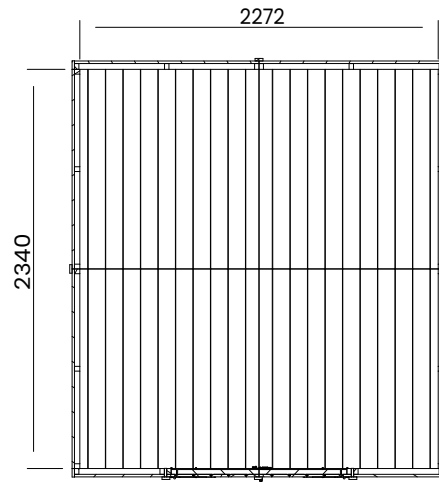


Overlord Modular Dutch Barn



Specification

- Overall External Dimensions: W2.482m x D2.570m (8' 1.75" x 8' 5.25")
- External Width: 2.400m (7' 10.5")
- External Depth: 2.468m (8' 1.25")
- Internal Width: 2.272m (7' 5.5")
- Internal Depth: 2.340m (7' 8.25")
- Internal Area (m²): 5.316m² (17' 5.25")
- Internal Eaves Height: 2.309m (7' 7")
- Ridge Height: 2.420m (7' 11.25")
- Roof Thickness: 15mm
- Wall Thickness: 15mm
- Floor Thickness: 15mm
- Framing: 28mm x 34mm
- Walls: 100% Slow Grown Spruce
- Floor Bearers: Pressure Treated for Longevity

- Door Walkthrough Height: 1.727m (5' 8")
- Door Walkthrough Width: 1.046m (3' 5.25")
- Door Locking System: Lock and 2 Shootbolts
- Approx DIY Assembly Time: 2 Days* *This is an approximate time only, based on 2 people. Assembly time may vary depending on season/weather conditions, foundation type, ability of those constructing, etc