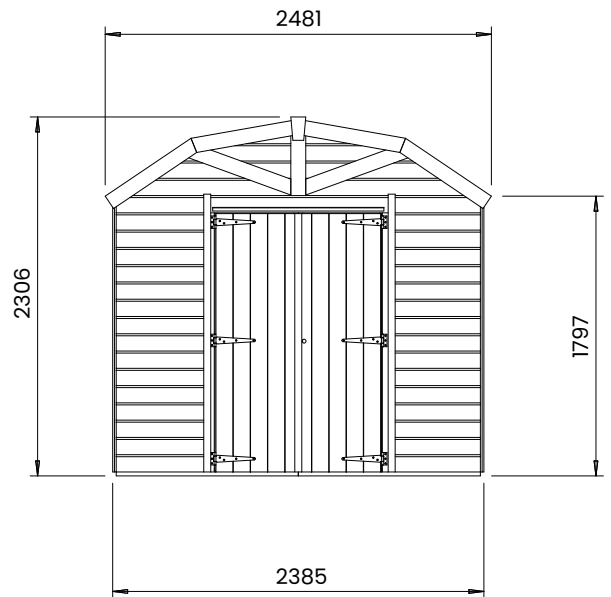
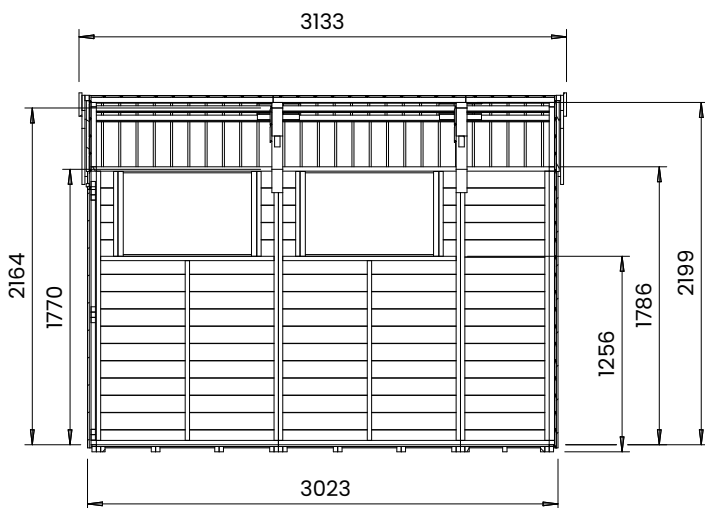
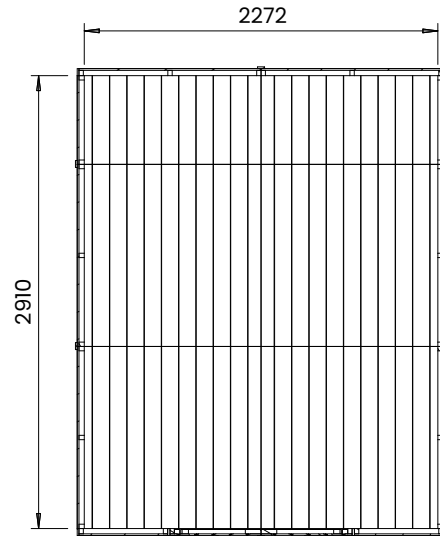


# Overlord Modular Dutch Barn Shed



## Specification

- Overall External Dimensions: 2.481m x 3.133m (8' 1.75" x 10' 3.25")
- External Width: 2.385m (7' 10")
- External Depth: 3.023m (9' 11")
- Internal Width: 2.272m (7' 5.5")
- Internal Depth: 2.910m (9' 6.5")
- Internal Area (m<sup>2</sup>): 6.612m<sup>2</sup>
- Upper overall roof height: 2.306m (7' 6.75")
- Lower overall roof height: 1.797m (5' 10.75")
- Upper Internal eaves height: 2.199m (7' 2.5")
- Lower Internal eaves height: 1.786m (5' 10.25")
- Upper Internal Purlin/Truss height: 2.164m (7' 1.25")
- Lower Internal Purlin/Truss height: 1.770m (5' 9.75")
- Roof thickness: 11.3mm
- Wall panel thickness: 45.3mm
- Floor thickness: 11.3mm
- Framing: 28x34cm
- Door walkthrough height: 1.617m (5' 3.75")
- Door walkthrough width: 1.046m (3' 5.25")
- Roof support timber: 35x70cm
- Please Note: All fixings needed for assembly are supplied. All wood is planed, pre-cut (with the exception of trims), and pre notched for quick and easy construction. Pressure treatment is protecting against rot and infestation, it is not a water repellent. So we recommend a water repellent product to be used