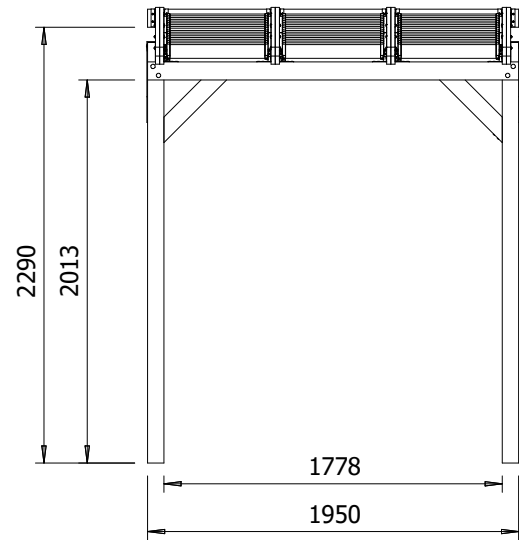
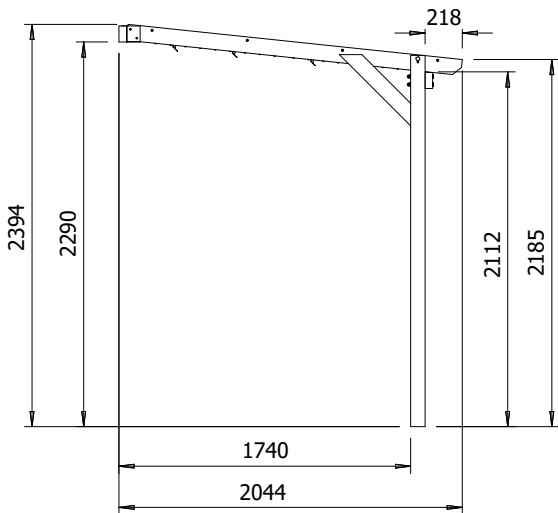
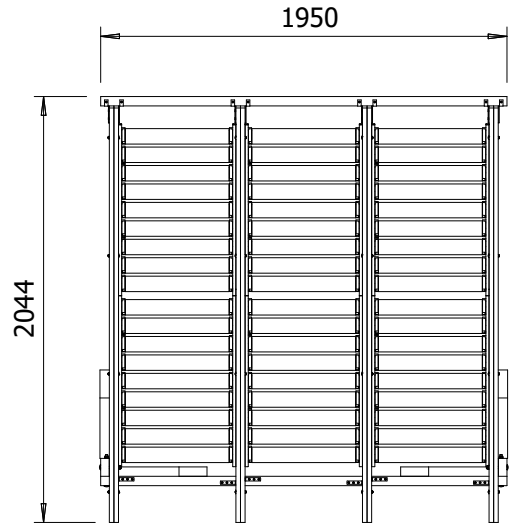


# Brise Soleil Pergola



## Specification

- External Width: 1.95m (6' 4.75")
- External Depth: 2.04m (6' 8.5")
- Internal Width: 1.78m (5' 10")
- Internal Depth: 1.74m (5' 8.5")
- Internal Area (m<sup>2</sup>): 3.09m<sup>2</sup> (10' 1.75")
- Overall Height: 2.39m (7' 10.25")
- Internal Eaves (Front): 2.11m (6' 11.25")
- Internal Eaves (Rear): 2.19m (7' 2")
- Roof Overhang: 0.22m (0' 8.5")
- Roof Thickness: 40mm Louvre Mechanism
- Roof: Each louvre panel can be opened individually
- Roof Purlins: 44mm
- Timber: Fully Pressure Treated Slow Grown Spruce
- Uprights: 86mm x 86mm
- Guarantee: 10 Years on Pressure Treated Timber against Rot and Insect Infestation

- **Please Note:** All wood is planed, pre-cut and pre notched for quick and easy construction.
- **Please Note:** All fixings needed for assembly are supplied\*
- **Please Note:** \*Brackets/fixings required to attach the pergola to your wall and floor are not included. As different types of surfaces require different fixings, you will need to seek professional advice as to which fixings to use.
- **Approx. DIY Assembly Time:** 1 Day. This is an approximate time only, based on 2 people. Assembly time may vary depending on season/weather conditions, foundation type, ability of those constructing, etc

Image shows base product as an example and excludes any wall configurations.