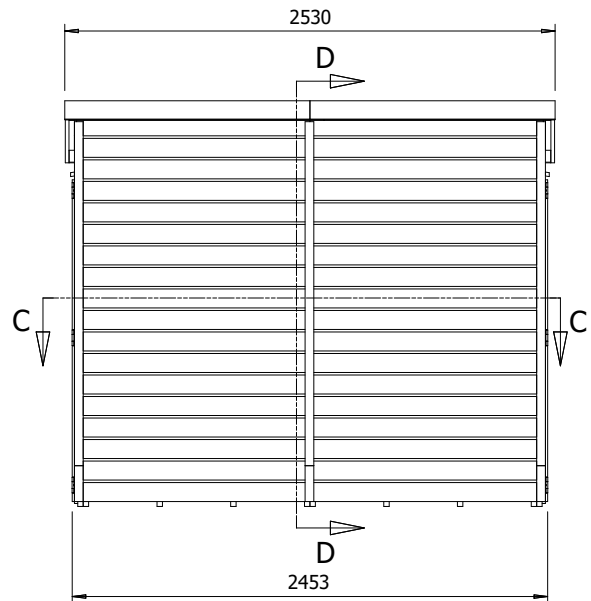
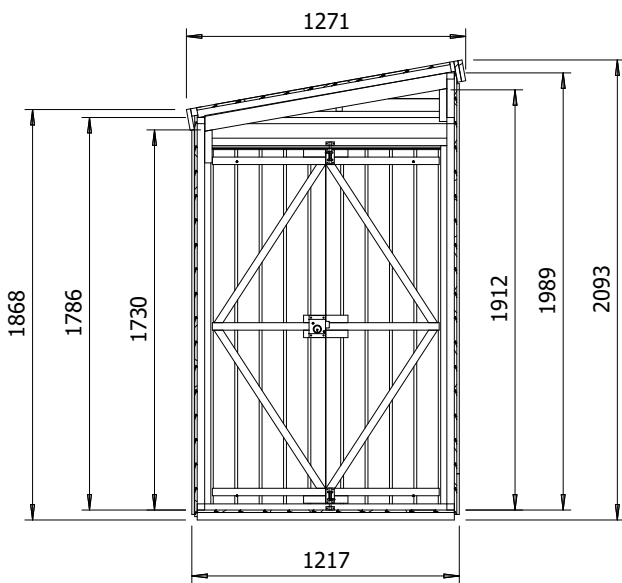



# Overlord Modular Alleyway Shed



## Specification

- **Please Note:** All sizes quoted are nominal
- **Overall External Dimensions:** 1.271m x 2.530m (4' 2" x 8' 3.5")
- **External Width:** 1.217m (3' 12")
- **External Depth:** 2.453m (8' 0.5")
- **Internal Width:** 1.102m (3' 7.5")
- **Internal Depth:** 2.340m (7' 8.25")
- **Internal Area (m<sup>2</sup>):** 2.579m<sup>2</sup>
- **Ridge Height:** 2.093m (6' 10.5")
- **Internal Eaves Height:** 1.989m (6' 6.25")
- **Roof Thickness:** 12mm Tongue & Groove
- **Roof Covering Options:** Felt Included as Standard
- **Roof Purlins:** 35mm x 70mm
- **Walls:** 12mm Tongue & Groove
- **Framing:** 28mm x 34mm

- **Floor Thickness:** 12mm Tongue & Groove
- **Windows:** Without Window
- **Glazing Material:** 4mm Toughened Glass
- **Shed Door Locking System:** Lock and 2x Shoot Bolts
- **Shed Door Style:** Double Door
- **Floor Bearers:** Pressure Treated Bearers Included
- **Please Note:** All fixings needed for assembly are supplied
- **Please Note:** All wood is planed, pre-cut (with the exception of trims), and pre-notched for quick and easy construction.
- **Guarantee:** 10 Year Guarantee on Timber against Rot and Insect Infestation