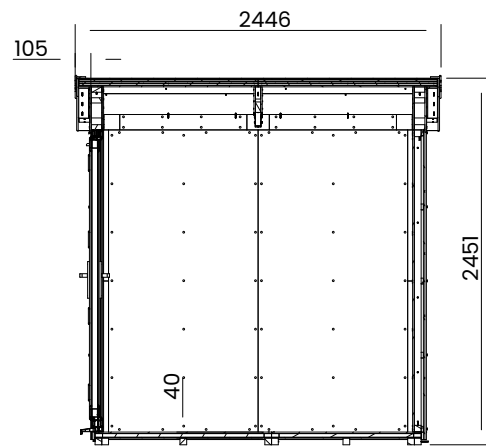
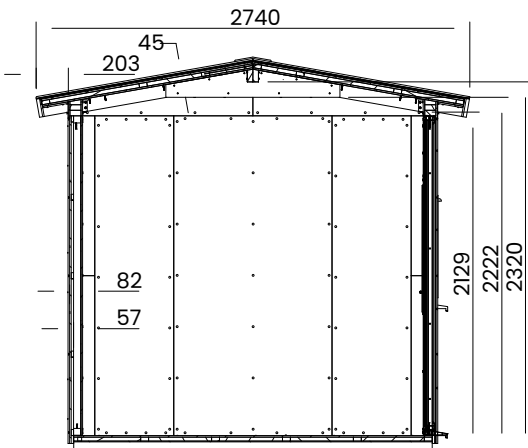
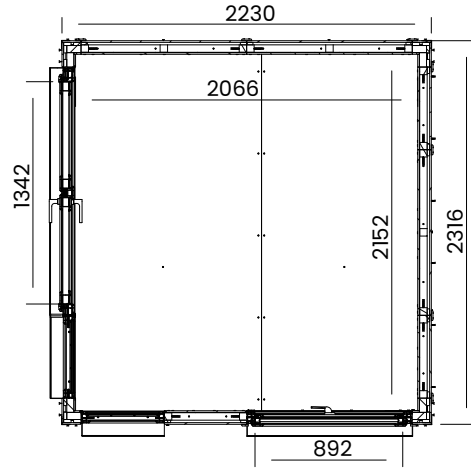


Dominator Composite Garden Office



Specification

- External Width: 2.319m (7' 7.25")
- External Depth: 2.233m (7' 4")
- Internal Width: 2.152m (7' 0.75")
- Internal Depth: 2.066m (6' 9.25")
- Internal Area (m²): 4.446m²
- Ridge Height: 2.476m (8' 1.5")
- Internal Eaves Height: 2.045m (6' 8.5")
- Roof Thickness: 45mm
- Roof Covering Options: Superfelt Included
- Roof U-Value (W/m²K): 0.71 W/m²K
- Floor Thickness: 40mm
- Floor Bearers: Pressure Treated
- Floor U-Value: 0.81 W/m²K
- Overall Wall Thickness: 83mm
- External Timber Thickness: 10mm Composite Cladding
- Insulation Thickness: 25mm (Multifoil), 25mm (Optional Additional Insulation)
- Insulation Material: Multifoil. Optional Additional Polyisocyanurate Insulation (PIR)
- Internal Finish: Fermacell Boards
- Wall U-Value (W/m²K): 0.72 W/m²K, 0.40 W/m²K with optional additional Insulation
- Please Note: All fixings needed for assembly are supplied
- Please Note: WPC pre-cut (with the exception of trims) and pre notched for quick and easy construction.