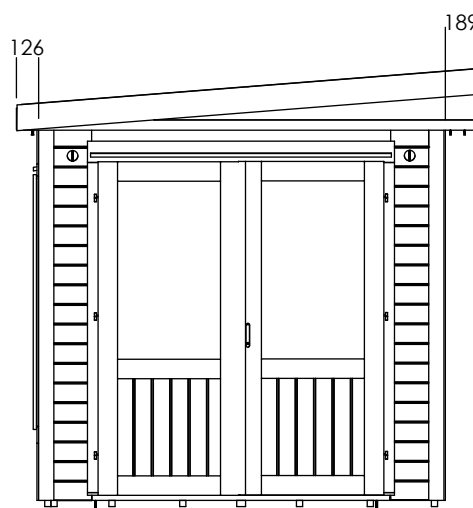
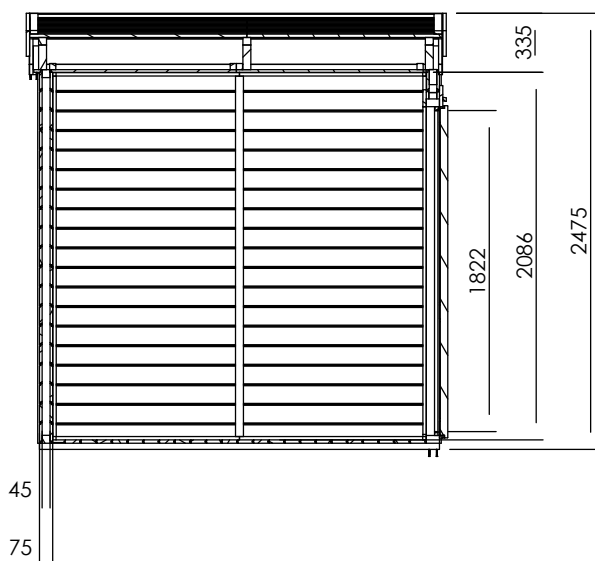
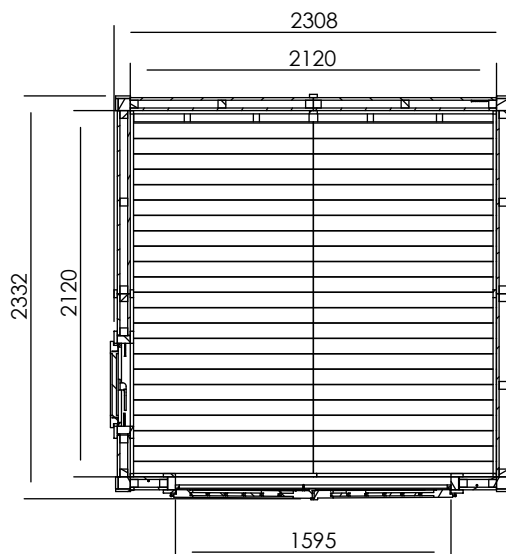


Dominator Office



Specification

- Overall External Dimensions: 2.3m x 2.33m (7' 6.5" x 7' 7.25")
- Overall Width: 2.33m (7' 6.5")
- Overall Depth: 2.3m (7' 7.75")
- Overall Height: 2.48m (8' 1.5")
- Min Internal Height: 2.04m (6' 8.25")
- Internal Width: 2.12m (6' 11.5")
- Internal Depth: 2.1m (6' 10.75")
- Internal Eaves Height: 2.09m (6' 10.25")
- Roof U-Value (W/m²K): 0.49
- Floor U-Value (W/m²K): 0.64
- Wall U-Value (W/m²K): 0.63

- Floor/ Roof Board Thickness: 19mm
- Roof Purlin Thickness: 140mm x 40mm
- Door Height (Walkthrough Height): 1.82m
- Door Width (Walkthrough Width): 1.55m
- Window Opening Size: 0.43m x 1.37m
- Approx. Assembly Time: 2 Days*

*This is an approximate time only, based on 2 people. Assembly time may vary depending on season/weather conditions, foundation type, ability of those constructing, etc